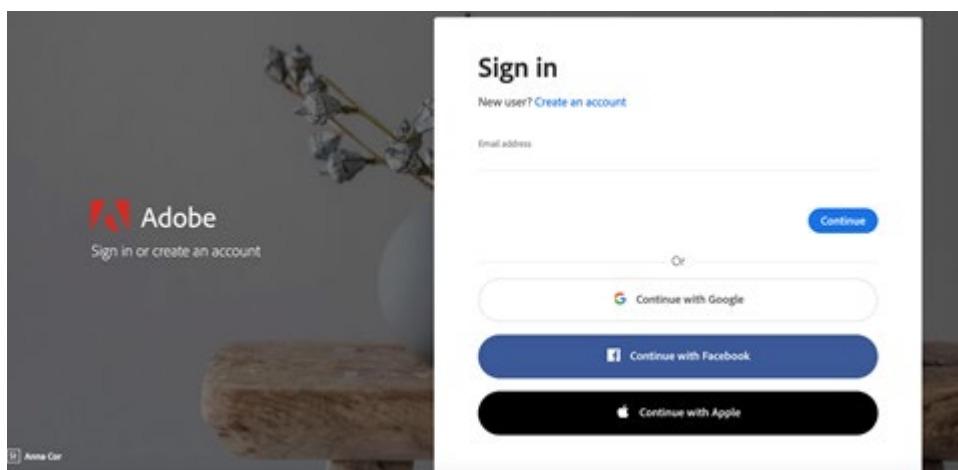


Adobe Creative Cloud – Temporary Student Access

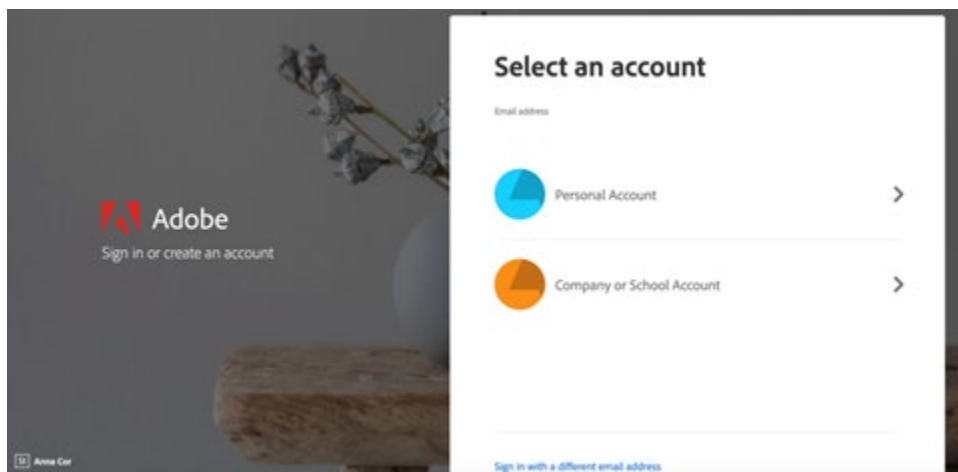
Adobe has provided temporary at-home access for all McMaster students. The Adobe Creative Suite includes programs such as Photoshop, InDesign, and Premiere Pro.

Instructions to Access Adobe Creative Cloud

1. Visit <https://creativecloud.adobe.com> and use your school credentials to sign in.

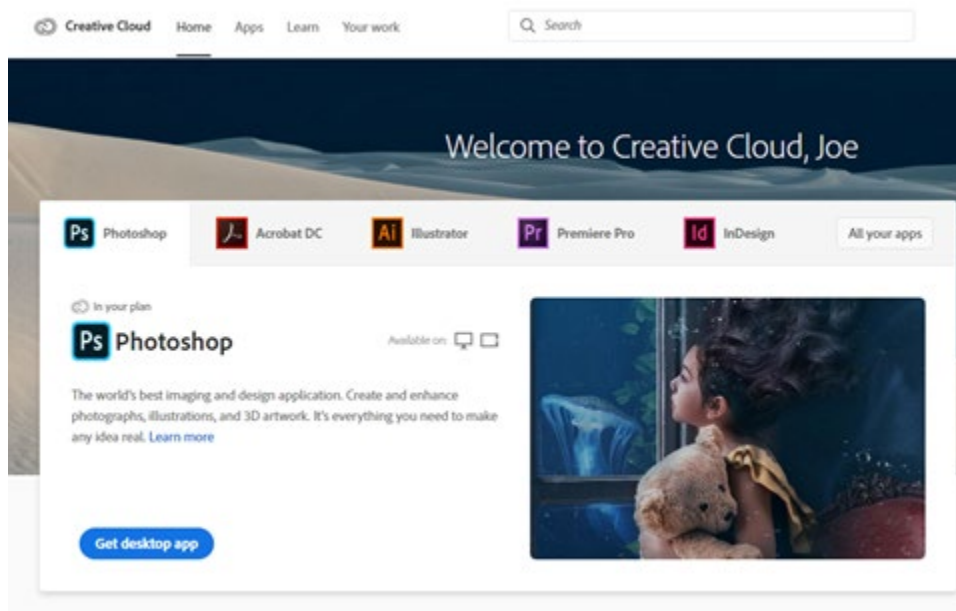


2. If prompted, select Company or School Account and then enter your password. Or provide your credentials in your school's login screen.



3. From the Creative Cloud website, browse for and download your desired app. Click **Apps** on the top of the page to view all apps.

Adobe Creative Cloud – Temporary Student Access



Learn more about Adobe products

- Adobe offers free “Daily Creative Challenges”. These are guided projects where participants receive creative prompts and connect with pros, mentors, and other students for feedback and support. Click on the app name to learn more: [Photoshop](#), [XD](#) and [Illustrator](#).
- Also, for inspiration and over-the-shoulder learning, watch pros share their creative process on Adobe Live daily at www.behance.net/adobelive.

Support

- For more information on how to download or install apps, see [Download and Install Creative Cloud apps](#).
- [The Adobe Help Centre](#) is the best resource to support any Creative Suite questions or issues.
- Please contact uts@mcmaster.ca with any questions about IT continuity tools and services.